

28 November 2025

Equity Funds

Effective Date	: 8 May 2013
Effective Letter No.	: S-110/D.04/2013
Inception Date (Class A)	: 29 May 2013
Fund Currency	: Rupiah
NAV/Unit	: IDR 1,279.04
Total Net Asset Value (total of all classes)	: IDR 353.15 Billion
Minimum Investment*	: Min. Initial Subscription : IDR 10,000.00 Min. Subsequent : IDR 10,000.00 Subscription
Total Units Offered	: Max. 30 billion unit
Pricing Period	: Daily
Subscription Fee	: Max. 3.0% per transaction
Redemption Fee	: Max. 0.5% per transaction
Switching Fee	: Max. is the subscription fee of the designated Eastspring's fund
Management Fee	: Max. 2.5% annually
Custodian Fee	: Max. 0.25% annually
Custodian Bank	: Standard Chartered Bank
ISIN Code	: IDN000156403

\* The amount might be different if transaction is made through distribution channel.

The fees stated above are excluding any applicable taxes in accordance with the prevailing laws and regulations in Indonesia.

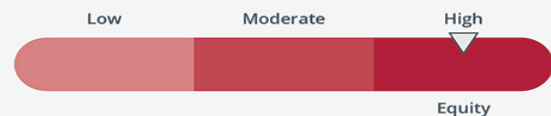
#### Award

Best Performance Equity Fund 2023 Edvisor.id – CNBC Indonesia Awards  
Best Mutual Fund 2019 Majalah Investor – Infovesta Utama Awards  
Best Mutual Fund 2018 Majalah Investor – Infovesta Utama Awards

#### Risk Factors

1. Risk of market and risk of reduction in net asset value of each participation unit
2. Risk of liquidity
3. Risk of dissolution and liquidation
4. Risk of transaction through electronic system
5. Risk of credit and third party (default)
6. Risk concentration in one sector
7. Risk of operational
8. Risk of valuation
9. Risk of regulatory changes

#### Risk Classification



Reksa Dana Eastspring Investments Value Discovery invests in big cap stocks with a minimum weight of 65% and focuses on momentum, and it is categorized as high risk.

#### Investment Objective

Aims to provide attractive long term return from actively-managed investment portfolio by majority investing in equity securities issued in Indonesia.

#### Investment Benefits

Managed professionally, Investment value growth, Investment diversification, Liquidity or Participation unit easy to redeem, Information transparency

#### Custodian Bank Profile

Standard Chartered Bank has provided custodial services since 1991. Standard Chartered Bank is a Custodian Bank that is registered and supervised by the Financial Services Authority ('OJK') with a licence from Bapepam No. Kep-35/PM.WK/1991 dated 26 June 1991.

For further information, the Prospectus can be found at In accordance with applicable OJK regulations, proof of confirmation of purchase, transfer, redemption transactions is valid proof of ownership of Participation Units, which is issued by the Custodian Bank and can be seen through the page <https://akses.ksei.co.id>

Prudential Tower Lantai 23  
Jl. Jend. Sudirman Kav. 79, Jakarta 12910  
Telepon : +(62 21) 2924 5555  
Fax : +(62 21) 2924 5556  
E-mail : [ldlist.clientservices.id@eastspring.com](mailto:ldlist.clientservices.id@eastspring.com)  
Website : [eastspring.com/ld](http://eastspring.com/ld)

#### Investment Manager Profile

Eastspring Investments, part of Prudential Corporation Asia, is Prudential's asset management business in Asia. We are one of Asia's largest asset managers, with operations in 11 Asian countries (including several offices in North America and Europe), with over 400+ investment professionals and more than USD 271.4 billion in assets under management as of 30 September 2024. Eastspring Investments Indonesia is licensed and supervised by Indonesia Financial Service Authority (Surat Keputusan Ketua BAPEPAM dan LK No. KEP-05/BL/MI/2012 dated 25 April 2012) and one of the largest asset management companies in Indonesia with assets under management of IDR 58.75 trillion as of 29 December 2024. Supported by experienced investment professionals in fund management and mutual funds, Eastspring Investments Indonesia is fully committed to provide high quality financial services to meet various investment needs of investor.

#### Investment Policy

Equity	: 80% - 100%
Time Deposit & Cash	: 0% - 20%

#### % Asset Allocation

Equity	: 93.27%
Cash and/or money market	: 6.73%

#### 10 Top Holdings

ASTRA INTERNATIONAL Tbk	7.49%
BANK CENTRAL ASIA Tbk	8.01%
BANK MANDIRI (PERSERO) Tbk	7.88%
BANK RAKYAT INDONESIA (PERSERO) Tbk	6.01%
BUMI RESOURCES Tbk	2.73%
INDAH KIAT PULP AND PAPER Tbk	3.04%
INDOSAT Tbk	3.70%
TELKOM INDONESIA PERSERO TBK PT	9.03%
UNITED TRACTORS Tbk	3.67%
XLSMART TELECOM SEJAHTERA Tbk	3.07%

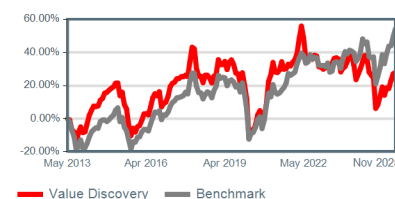
#### Fund Performance

	YTD	1 Mth	3 Mths	6 Mths	1 Yr	3 Yrs	5 Yrs	Since Inception
Value Discovery	1.24%	0.58%	8.14%	7.33%	-0.16%	-7.18%	16.98%	27.90%
Benchmark **	12.78%	3.10%	9.13%	11.52%	12.23%	12.75%	42.26%	54.25%

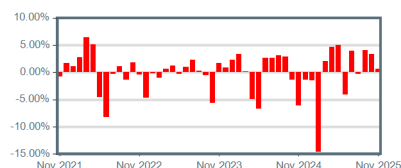
<b>Highest Month Performance</b>	Dec 2020	12.18%
<b>Lowest Month Performance</b>	Mar 2020	-20.94%

\*\* Historical Benchmark:  
Since 1 May 2025: 96% IDX80 + 4% average 1M TD (net)  
Before 1 May 2025: 100% JCI

#### Historical Performance Graphic



#### Monthly Performance in the Last 5 Years



#### Disclaimer

INVESTMENT THROUGH MUTUAL FUNDS INVOLVES RISKS. BEFORE DECIDING TO INVEST, PROSPECTIVE INVESTORS MUST READ AND UNDERSTAND THE PROSPECTUS. PAST PERFORMANCE DOES NOT GUARANTEE/REFLECT INDICATIONS OF FUTURE PERFORMANCE. THE FINANCIAL SERVICES AUTHORITY MAKES NO STATEMENT APPROVING OR DISAPPROVING THIS SECURITY, NOR DOES IT CERTIFY THE ACCURACY OR ADEQUACY OF THE CONTENTS OF THIS MUTUAL FUND PROSPECTUS. ANY STATEMENT TO THE CONTRARY IS UNLAWFUL.

Mutual funds are Capital Market products and not products issued by Selling Agents / Banks. Mutual Fund Selling Agent is not responsible for the demands and risks of mutual fund portfolio management carried out by the Investment Manager. This product information summary does not replace the Mutual Fund Prospectus and has been prepared by PT Eastspring Investments Indonesia for information purposes only and does not constitute an offer to buy or a solicitation of an offer to sell. All information contained in this document is presented correctly. If necessary, investors are advised to seek professional advice before making an investment decision. Past performance is not necessarily a guide to future performance, nor are estimates made to give any indication of future performance or trends.

PT Eastspring Investments Indonesia as Investment Manager is registered and supervised by OJK.

PT Eastspring Investments Indonesia and its related and affiliated corporations and their respective directors and officers may own or may take positions in the Securities mentioned in this document and may also perform or seek to perform brokerage and other investment services for companies whose Securities are mentioned in this document.

This document should not be used after 3 months.

PT Eastspring Investments Indonesia is wholly owned and a subsidiary of Prudential, plc. in the UK and is not affiliated with Prudential Financial Inc, which operates primarily in the US, or Prudential Assurance Limited, a subsidiary of M&G UK.